

Northern Cardinal Nesting House

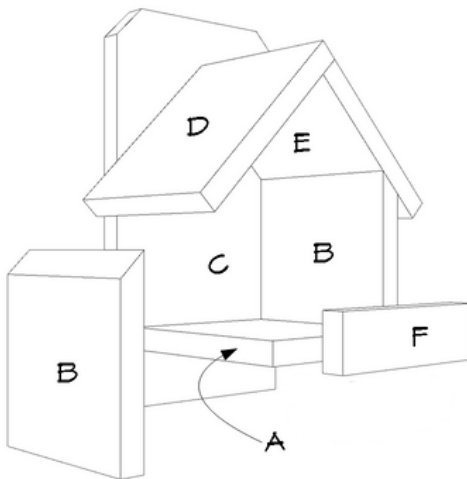
Backyard Bird Project



Materials

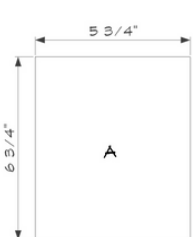
- One 1" x 8" x 8' piece of unpainted/untreated cedar wood
- 1 1/4" nails
- Wood glue for part F

Instructions

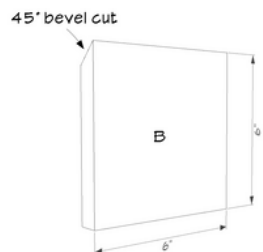


Cutting List


Part#	Qty.	Disc.	Size
A	1	1x8	5-3/4in. x 6-3/4in.
B	2	1x8	6in.x6in. (45-degree bevel cut on one edge)
C	1	1x8	13-1/2in.
D	1	1x8	6in.x7in.
E	1	1x8	6in.x6-1/4in.
F	1	1x8	1-3/4in.x5-3/4in.



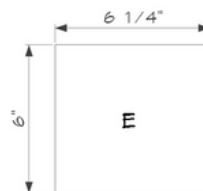
Cut a piece of 1x8 to 5-3/4in. x 6-3/4in. (A).



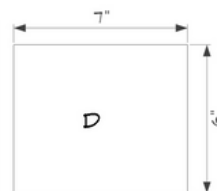
Cut two pieces of 1x8 to 6in.x 6in. (B). Cut a 45-degree bevel cut as shown on drawing.



Cut a piece of 1x8 to 13-1/2in. (C).



Cut one piece of 1x8 to 6in.x 6-1/4in. (E).
Cut one piece of 1x8 to 6in.x7in. (D).



Cut one piece of 1x8 to 1-3/4in.x 5-3/4in. (F).